
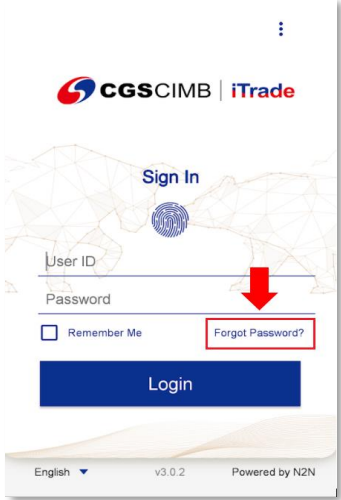
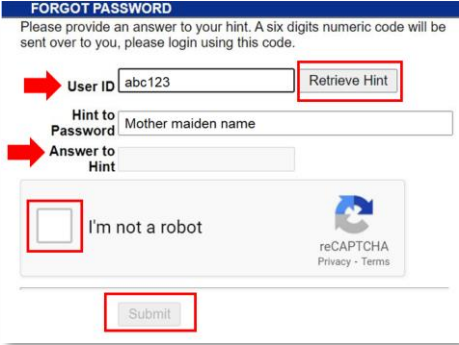
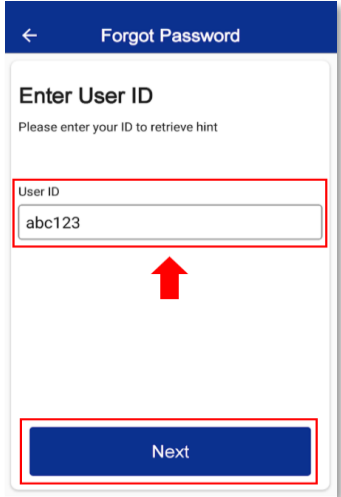


# Guide Step by Step to Self-Uplift Login Suspension

Step	CGS-CIMB iTrade Website	Mobile Application
<p><b>Step 1:</b></p> <p>Click on “Forgot Password”.</p>		
<p><b>Step 2:</b></p> <ul style="list-style-type: none"> <li>➤ Key in your User ID.</li> <li>➤ Click 'Retrieve Hint' button.</li> <li>➤ Answer to hint.</li> <li>➤ Tick the 'I'm not a robot' and hit the “Submit” button.</li> </ul> <p><i>Note</i> “I'm not a robot” is only applicable to iTrade Website.</p>		
<p><b>Step 3:</b></p> <ul style="list-style-type: none"> <li>➤ A temporary password will be sent to your registered email.</li> <li>➤ Login iTrade with your username &amp; temporary code.</li> <li>➤ Change to new password.</li> <li>➤ Now you should be able to login again.</li> </ul> <p><i>Note</i> “I'm not a robot” is only applicable to iTrade Website.</p> <p><i>The Account suspension will be removed once you have successfully changed your password.</i></p>	